



quad tower
WEST

quad tower
EAST

paseo
GROVE

**CLOSE
TO EVERYTHING
THAT MATTERS**



A stylized map of Lapu-Lapu City, Philippines, with a purple and blue color scheme. The Paseo Grove location is highlighted with a yellow speech bubble. Various landmarks and facilities are marked with icons and text labels:

- Waterfront Airport Hotel & Casino Mactan**: Located near the airport, marked with a bed icon.
- Mactan-Cebu International Airport**: Represented by an airplane icon.
- Mactan Island Golf Club**: Represented by a golf flag icon.
- MEPZ 2**: Marked with a factory icon.
- SM Hypermarket Lapu-Lapu**: Marked with a shopping cart icon.
- Pueblo Verde**: Marked with a shopping bag icon.
- Cebu Light Industrial Park**: Marked with a factory icon.
- Gaisano Saver's Mart**: Marked with a shopping cart icon.
- Gaisano Grand Mall of Mactan**: Located at the bottom right.
- Indiana Aerospace University**: Marked with a graduation cap icon.
- Mactan Doctors' Hospital**: Marked with a plus sign icon.
- Tojong Hospital**: Marked with a plus sign icon.
- Lapu-Lapu City Central School**: Marked with a graduation cap icon.
- Lapu-Lapu City Public Market**: Marked with a market stall icon.
- Gaisano Mactan**: Marked with a shopping bag icon.

Major roads shown include Mustang Road, Humay-Humay Road, S. Osmeña Street, Tiangua Road, Timpolok Road, Basak-Cagoday-Bankal-Buaya Road, and Basak-Ma...



Developments by Priland Residences are designed to complement a modern way of life that values convenience, accessibility, and complete amenities. Whether it's commercial spaces or home offices, Priland Residences provides a good variety for the cosmopolitan dweller.



TOWER 1

TOWER 2

INDUSTRIAL ZONE

TOWER 6

TOWER EAST

TOWER WEST

TOWER 3

QuadTower EAST

QuadTower WEST

Site Development Plan

Features and Amenities





Lobby




2 Swimming Pools with Pavilion



Gym

To be completed in Tower 3



***Proposed Daycare Center**

To be completed in Tower 6



Playground



Parks and Gardens



2 Elevators per Tower



Multipurpose Rooms



Leasable Areas

To be completed in Tower 3 and Tower 6

Building Floor Plans



Tower 1 & Tower 2 Parking Floor Plan Basement



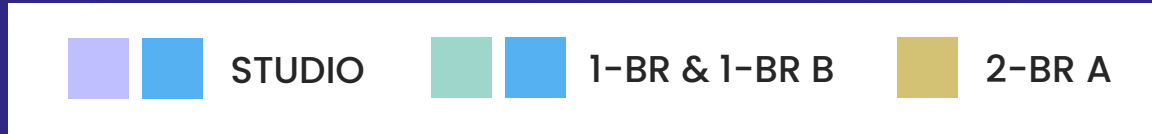
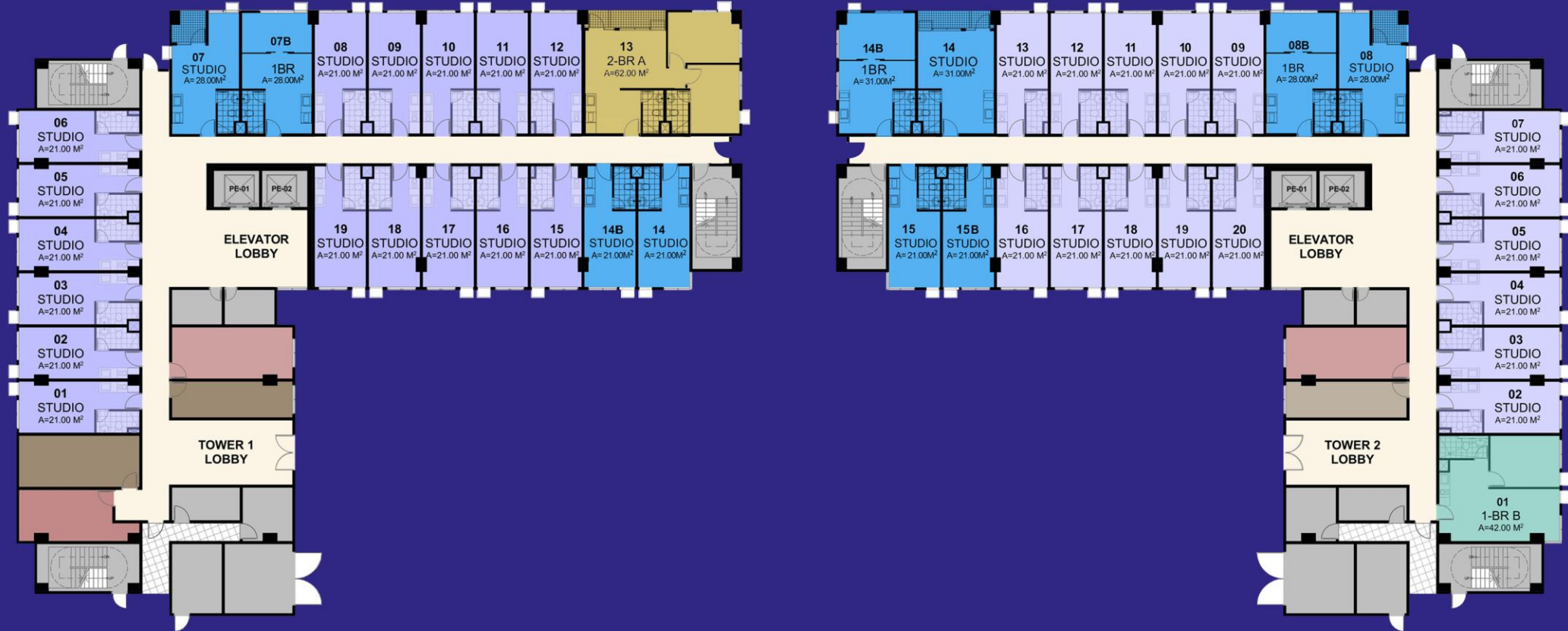
AVAILABLE

RESERVED FOR PWD



Tower 1 & Tower 2 Typical Building Floor Plans

Ground Floor



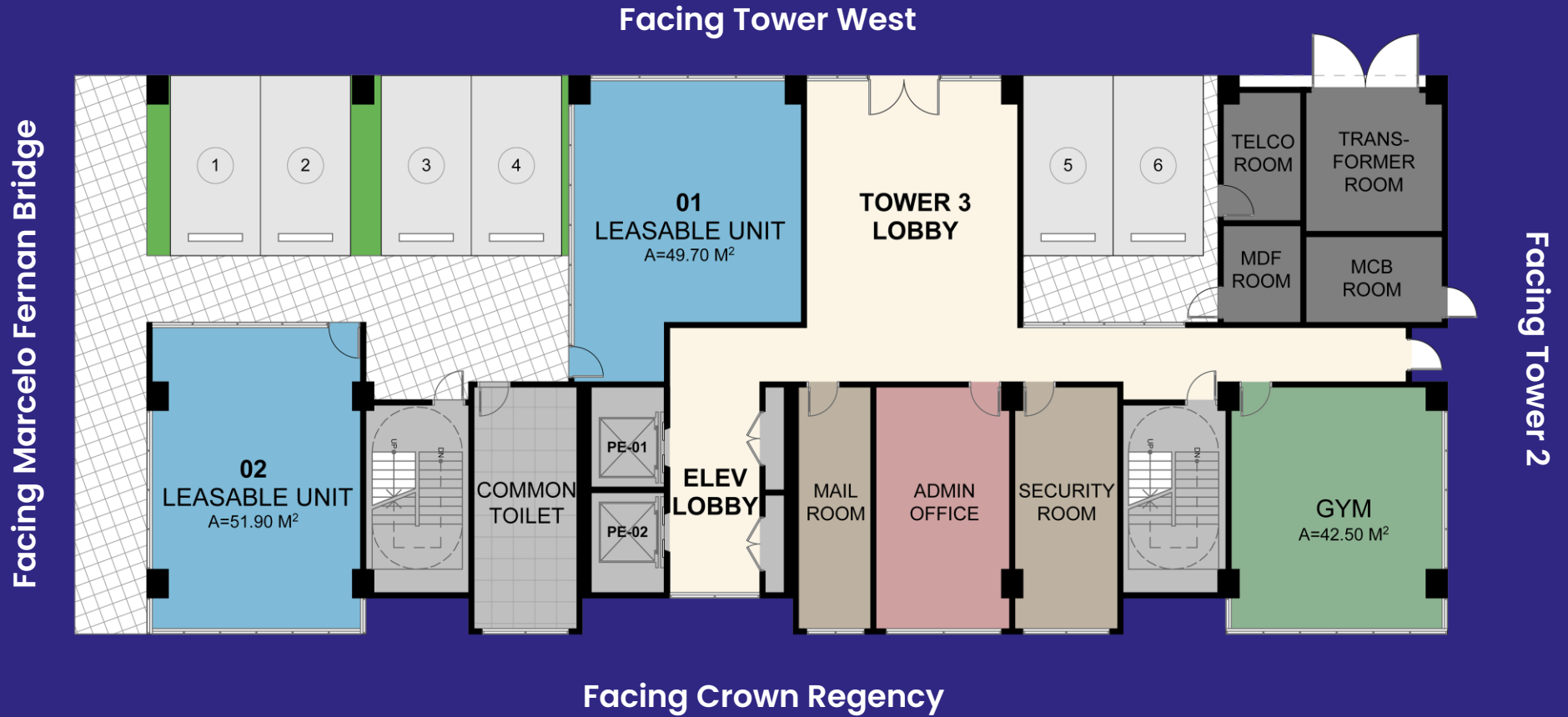
Tower 1 & Tower 2 Typical Building Floor Plans

2nd - 17th Floor



Tower 3 Typical Building Floor Plans

Ground Floor



Tower 3 Typical Building Floor Plans

2nd - 17th Floor



	STUDIO		1 - BEDROOM A
--	--------	---	---------------

Our Units





Studio Unit

Studio Unit

21 sq. m.



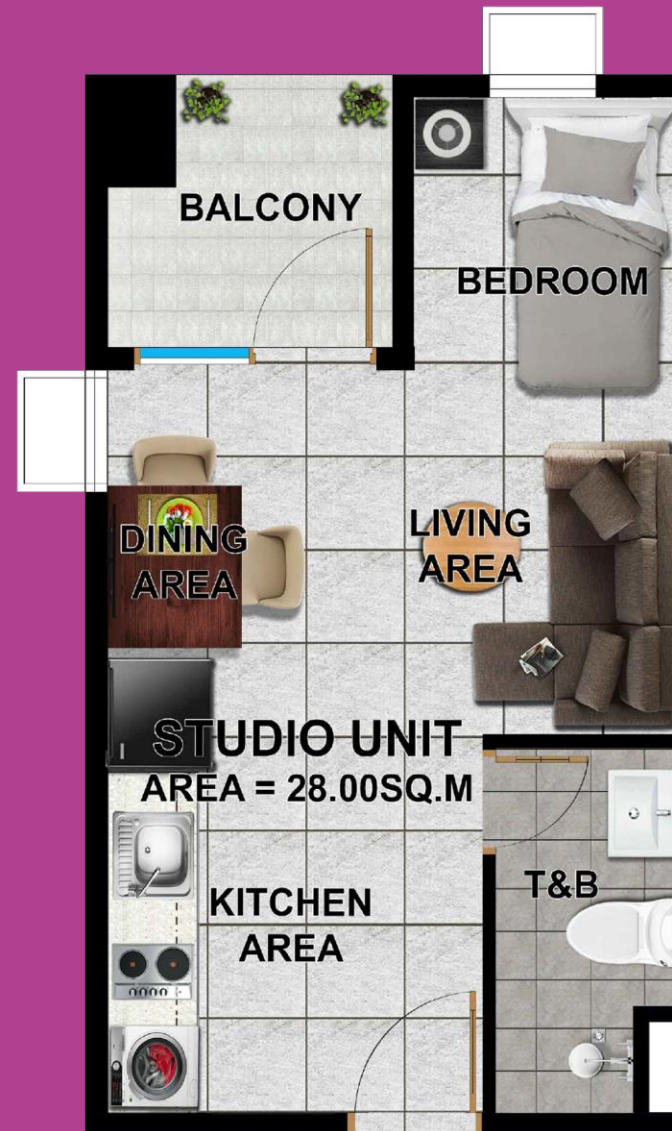
Studio Unit

24 sq. m.



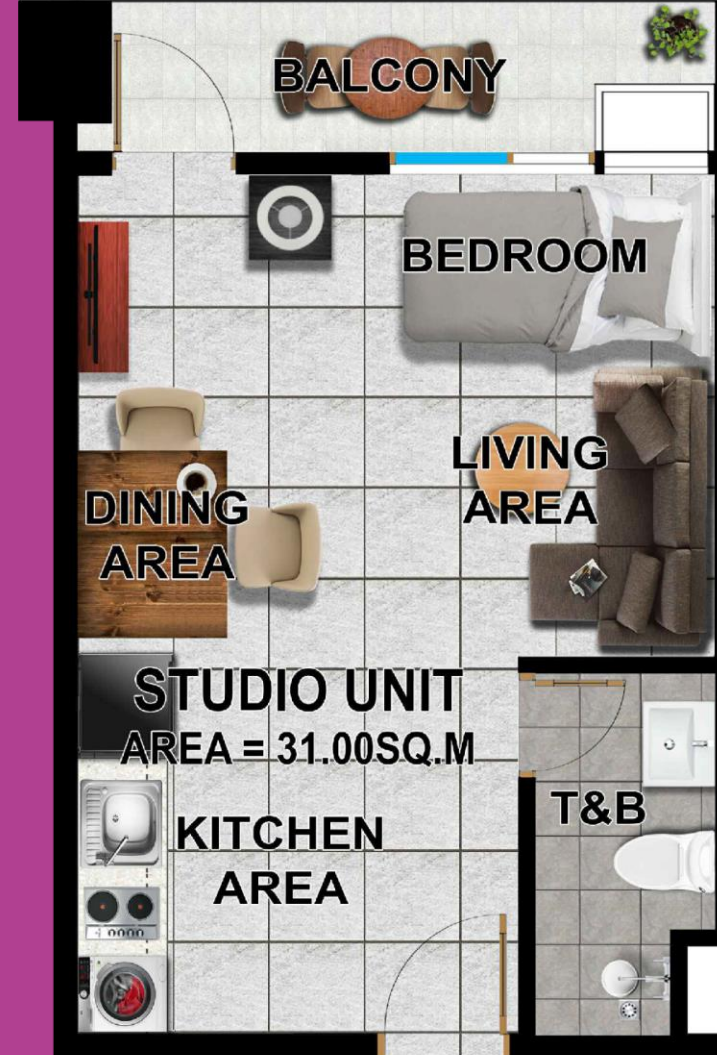
Studio Unit

28 sq. m.



Studio Unit

31 sq. m.



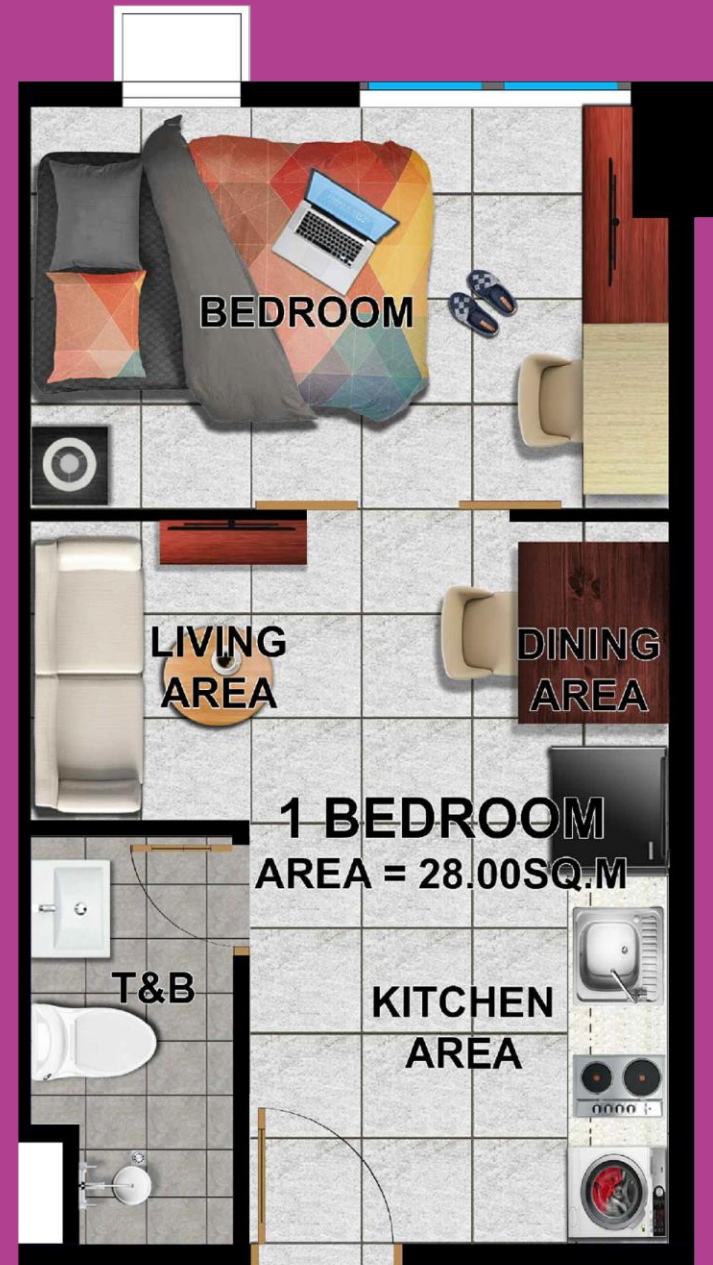


**1-bedroom Unit
Bedroom**




1-bedroom Unit
Living & Dining Area

1-bedroom Unit 28 sq. m.



1-bedroom Unit
31 sq. m.



1-bedroom Unit

45 sq. m.



A modern master bedroom featuring a dark wood desk with a chair, a bed with a tufted headboard and patterned pillows, and a large window with light-colored curtains. The room has a dark wood accent wall behind the bed and a recessed ceiling with ambient lighting.

2-bedroom Unit
Master Bedroom



2-bedroom Unit
Living & Dining Area



**2-bedroom Unit
Bedroom 2**

2-bedroom Unit A 62 sq. m.




*Disclaimer: Kitchen partition is not included in the unit delivery

PRILAND Advantage

Where others cut corners, Priland delivers. Fixtures that support ease of connectivity and convenience come standard in every project.

PROVISIONS FOR:

- Airconditioning Unit
- Telephone
- Cable
- Induction Stove
- Range Hood
- Fire Alarm & Detection System
- Sprinkler System
- Standpipe System





Common Areas

RESIDENTIAL AREAS

- Reception Area
- Lounge Area
- 2 Elevators per Tower
- Central Garbage Collection Area (MRF)

CCTV

- Ground Floor Lobby & Reception
- Elevator Cars
- Amenities Area
- Parking Entrance
- Leasable Area Perimeter
- Hallways
- Ground and Basement

PARKING

- Basement Parking for Residents

Unit Finishes for Studio Unit

Floor Finishes:

- Living, dining, and kitchen: Ceramic tiles
- T & B: Unglazed vitrified ceramic floor tiles

Wall Finishes:

- Living, dining, and kitchen: Plain cement plaster, paint finish
- T & B: Ceramic wall tiles full height

Ceiling Finishes:

- Living & Dining: Exposed slab soffit rubbed concrete paint finish
- Kitchen: Painted finish 12mm thk gypsum drop ceiling
- T & B: Painted, gypsum moisture resistant

Unit Finishes for One-Bedroom Unit

Floor Finishes:

- Living, dining, kitchen, bedroom: Ceramic planks
- T & B: Unglazed vitrified ceramic floor tiles
- Balcony: Ceramic floor tiles

Wall Finishes:

- Living, dining, kitchen, bedroom: Plain cement plaster, paint finish
- T & B: Ceramic wall tiles full height
- Balcony: Wall Finish: Plain cement plaster paint finish ; Railing finish: CHB in plain cement plaster painted finish with steel hand rail and tempered glass strip

Ceiling Finishes:

- Living & dining: Exposed slab soffit rubbed concrete paint finish
- Kitchen & bedroom: Painted finish 12mm thk gypsum drop ceiling
- T & B: Painted, gypsum moisture resistant
- Balcony: Exposed slab soffit rubbed concrete paint finish

Unit Finishes for Two-Bedroom Unit

Floor Finishes:

- Living, dining, kitchen, master bedroom, and bedroom 2: Ceramic planks
- T & B 1&2: Unglazed vitrified ceramic floor tiles
- Balcony: Ceramic floor tiles

Wall Finishes:

- Living, dining, kitchen, master bedroom, and bedroom 2: Plain cement plaster, paint finish
- T & B 1&2: Ceramic wall tiles full height
- Balcony: Wall Finish: Plain cement plaster paint finish ; Railing finish: CHB in plain cement plaster painted finish with steel hand rail and tempered glass strip

Ceiling Finishes:

- Living & dining: Exposed slab soffit rubbed concrete paint finish
- Kitchen, master bedroom, and bedroom 2: Painted finish 12mm thk gypsum drop ceiling
- T & B 1&2: Painted, gypsum moisture resistant
- Balcony: Exposed slab soffit rubbed concrete paint finish



Developed by

PRILAND
RESIDENCES

Building Aspirations to Life